



# المشكلات السلوكية لدى الأطفال بعد حرب غزة وعلاقتها

## ببعض المتغيرات

إعداد الطالب:

أشرف إبراهيم محمد الجبالي

إشراف الدكتور:

جميل حسن الطهراوي

قدمت هذه الرسالة استكمالاً لمتطلبات الحصول علي درجة الماجستير في

علم النفس - إرشاد نفسي

1430 هـ - 2009 م



(( وَالْحَيِّينَ يَقُولُونَ رَبَّنَا هَبْ لَنَا مِنْ أَزْوَاجِنَا وَذُرِّيَّاتِنَا

قُرَّةَ أَعْيُنٍ وَاجْعَلْنَا لِلْمُتَّقِينَ إِمَامًا ))

" 74 : "

# إهداء

- إلى الذين قضاوا دفاعاً عن هذه الأمة، فغرسوا فينا الهمة.
- إلى الساكنين في الجنان، عفيف، وتحسين.
- إلى والدي العزيزين، الذين غرسا في الأمل والطموح.
- إلى إخواني وأخواتي، الذين شدوا من عضدي.
- إلى زوجتي والشينين ( شهد & شذا ) الغالين الذين قاسموني آلامي وآمالي.
- إلى كل أصدقائي، وزملاء مهنتي وجميع العاملين في مجال الإرشاد النفسي.
- إلى كل من أراد سلوك طريق الصحيح في تربية أبنائه وتنشئتهم على الحق والخير والهدى والصلاح

# شكر وتقدير

(( رَبِّ أَوْزِعْنِي أَنْ أَشْكُرَ نِعْمَتَكَ الَّتِي أَنْعَمْتَ عَلَيَّ وَعَلَى وَالِدَيَّ وَأَنْ أَعْمَلَ

صَالِحًا تَرْضَاهُ وَأَصْلِحْ لِي فِي دَرَجَتِي إِنَّي تَبْتُ إِلَيْكَ وَإِنِّي مِنَ الْمُسْلِمِينَ )) ( : 15 ).

:

"

"

"

"

/

(( قَالَوا سُبْحَانَكَ لَا

عِلْمَ لَنَا إِلَّا مَا عَلَّمْتَنَا إِنَّكَ أَنْتَ الْعَلِيمُ الْحَكِيمُ )) ( 32 : ).

)

(

:

( 75 )

( 1124 )

:

\*

:

.1

.2

( )

.3

( )

.4

( )

.5

( )

.6

)

(

.7

( )

One Way )

One sample t test ( Test-T)

( ANOVA

:

) .1

(

.2

.3

.4

.5

.6

.7



# قائمة المحتويات

.....  
.....  
.....  
.....  
.....  
.....

## الفصل الأول: ( )

2.....  
6.....  
7.....  
8.....  
9.....  
11.....

## الفصل الثاني: ( )

14.....  
14.....  
15.....

16.....

17.....

21.....

21.....

34.....

40.....

48.....

67.....

: :

71 .....

72.....

79.....

90.....

103.....

107.....

120.....

: :

124.....

129.....

136.....

148.....		
150.....		
167.....		
	:	:
184.....		
185.....		
203.....		
212.....		
232.....		
240.....		
	:	:
259.....		
261.....		
266.....		
270.....		
277.....		
293.....		
295.....		

( ) **الفصل الثالث:**

305 .....

306.....

323.....

331.....

338.....

345.....

354.....

366.....

( ) **الفصل الرابع:**

368.....

368.....

368.....

369.....

374.....

381.....

382.....

( الفصل الخامس: )

385.....

386.....

388.....

390.....

393.....

396.....

399.....

401.....

403.....

406.....

408.....

409.....

426.....

463.....

## قائمة الجداول

369		.1
370		.2
370		.3
371		.4
372		.5
372		.6
373		.7
373		.8
374		.9
378		.10
379		.11
380	( )	.12
380	)	.13
385	( One-Sample Kolmogorov-Smirnov )	.14
387		.15
389	( t )	.16
391		t
394	(One Way ANOVA )	.18
397	(One Way ANOVA )	.19
400		t
402		t
404	(One Way ANOVA )	.22

438	t .( )	.23
441	t .( )	.24
444	t .( )	.25
445	t .( )	.26

## قائمة الملاحق

427	.	.1
428	.	.2
429	.	.3
430	.	.4
435	.( )	.5
436	t .( )	.6
446	( 0.05 )	.7
447	.	.8



# الفصل الأول

( )

:

( : 2002 ) .

( : 2002 ) .

( 2000: )

( ) : 2002 .

)

(

( 27 )

:( )

:

:

.8

.9

( )

.10

( )

.11

( )

.12

( )

.13

)

(

.14

( )

:

:

.1

( )

.2

.3

.4

:

.1

.2

.3

:

:

.1

.2

.3

.4

.5

:( )

.1

.2



.3

.4

.5

.6

.7

.8

:

:

.1

"

( )

( 1990 : 17 ) .

:

( 2004 : 74 ) .

.2 :

"

.3 :

"

( 2005 :

.( 21

.4 :

)

( 1994 : 78 )

.5 :

)

.(

.6 :

( 17 : 1997 )

:

)

:

-

.(

. 2009

:

-

:

-

. ( )

:

-

.

:

\*

"

" ( 1998 :15 ) .

## الفصل الثاني

.

:

.

:

.

:

:

.

:

:

:

(Knittle,1990 )

:

:

(16: 2003 )

:

.1

( )

.2

.3 ( )

.4

.5 ( ) (14: 2005)

:

( 81 : 2004 )

( 230 : 2001 )

:

1980

:

:

:

:



( 1980 :49 ) .

:

:

:

.1

:

( 1990 : 27 ) .

**.2** :

( 2004 : 45 ) .

**.3** :

(Antisocial) .

**.4** :

( 2000 : 23 ) .

**.5** :

( 1999 : 14 ) .

: **.6**

( 1997 : 25 ) .

: **.7**

: **.8**

( 1990 : 28 ) .

( 2001 : 233 ) :

- .

- .

- .

- .

( 13 : 2002 )

:

( 84 : 2004 )

:

.1

.2

.3

.4

.5

:

( )

( 75 : 2004 )

)

(...

)

(

)

(...

( 13 : 2000 )

( 15 : 2000 )

:

Social Maladjustment

Emotionally Disturbances

Behavior Disorder

Emotionally Handicap

Delinquent

( )

( )

:

:

.1

.2

.3

.4

.5

.( 31 : 2002 )

.6

:( 44 :1997 )

:

:

:( **Hewett, 1968** )

.( 15 : 2000 )

: ( **Ross, -1974** )

.( 30 : 2000 )

: ( **Kauffman 1977** )

:

.( 37 : 1993 )

: ( **1985** )



: ( 1985 )

: -

:Haring & Philips ( 1962 )

.( 75 : 2004 )

: (Grauber , 1973 )

.( 31 : 2000 )

: Smith & Nuothtr (1975 )

:

( )

( 1980 )

( 17616 : 200 )

( 1991 )

( 1993 )

( 2002 )

:

**:(Hewett,& Forness )**

.(77 : 2004 )

**:(Wood 1969)**

.(17 2000 )

**: (Bower , 1969)**

:

.1

.2

.3

.4

( 37: 2002 )

.5

**: ( 1998 )**

( )

( ) : ( 1998 )

: ( 2002 )

:

: (kuaraceus & miller )

:

-

-

.(19 : 2000 )

-

: (Davisns & Neal 1994 )

: (Kazdin, 2000 )

:

: (She 1978)

. (76 : 2004 )

( )

( 2000 ) :

( )

(2002)

.(152 :2002 )

:

.1

.2

.3

.4


( 1990 :55 )

.

:

1547

Bedlam

1792

( Philippe pinel )

( )

1800

( Samuel Howe)

( Dorthed Dix)

1844

1800

( 25 : 2004 )

1909

1871

( William Healy)

(Augustab,Bronner )

( Anne )

1939 - 1856

)

( laurettaBender)

(

( 18 : 1999 )

( KarlMenninger)

( BrunoBettelheim)

-1940

1944

( )

1950

1947



( Strass and Lehtinen)

1970- 1960

1962

.( 65 : 1984 )

1967

1962

1960

1965

(1972 Rodes & Tersey )

.(20 :2000 )

:

( 2000 ) ( 2000 )

( 25 : 2000 ) .( 2000 )

( 18 4 )

(6% - % 2)

( 3.8 - 1.3 ) 1989

:

.( 87 : 1985 )

**Classification :**

:

( 64 : 1992 ) :

:

( 71 : 2000 ) .

( 52 : 2000 )

( 1972 )

( 14 : 2000 ) .

:

**.1 (WJHO) :**

( 1948 )

International Classification of Diseases

( 1968 )

I.C.D

:

( )

( 1987)

( 1992) I.C.D 10

(1991 )

.(45: 2000 ) 99

: (APA)

.2

Diagnostic and Statistic Manual of Mental Disorders .

APA

DSM

1980

1968

1952

.(54 : 2000 ) 1994

1987

:

:

:

:

:

.(48 : 2000 )

:

: .3

(conifer and saslow , 1967)

:

:

.

:

.

:

( 2000 : 20 ) .

:

.4

:

(1969 , woody)

:

.

:

.

:

( 2004 :79).

:

.5

:

( )

▪

▪

▪

▪

▪

▪

▪

▪

▪

▪

( )

▪

▪

▪

▪

( 2002 : 40 )

**: (Quay , 1972) .6**

**Conduct disorders .1**

**personality disorders .2**

**Immaturity .3**

**Socialized deinquency .4**

**:( 1996 Shafer & Me leman ) .7**

.1

.2

.3

: .4

: .5

: .6

( )

:

:

:

:



.1 :

( 2002 : 51 )

90 (90 IQ)

Slow Learning

:

.

.2 :

( 1982 )

( 130 )

% 72

% 81

( 2000: 114 ) .

.3 :

.4 :

..(80: 2004 )

.5 :

.6 :

( 2002 : 54 ) .

.7 :

(Shea 1978)

.8 :

.9 :

( 2003 : 58 ) .

: .10

: .11

( : 1997 : 87 ) .

: .12

**Reservation :** .13

( 2000 : 59 ) .

: .14

" " :  
" " " " " "

: .15

) ( )  
( ) ( ) ( )

( 2001 : 82 ) .

: .16

: .17

( 1997 : 15 ) .

: .18

: .19

( )

( 2002 : 56 ) .

: .20

: .21

: .22

. ( 2000 : 89 ) .

:

( 70: 1948 )

:

:

( Sigmund Freud )

" "



. ( 266 : 1995 )

: " (Brown 1921 ) (89 : 1986 )

.(98-97: 2000 )

:

:

:

:

:

)

(

( 1998 : 200-201 ) .

)

( ) .

(

:

( ) :

**: Id**

**: Ego**

**Super Ego**

( ) . ( 2000 : 99 ) .

( )

( )

( )

( )

( )

( 74 : 2000 ) .

( )

)

:

( )

( 99 : 2000

:( )

:

**: Consciousness**

" "

**preconscious ness**

**: unconsciousness**

. (125 : 1998 )

:

( )

-

:

Anal Stage	-2	Oral Stage	-1
Latency Stage	-4	Phallic Stage	-3
( 75 : 2000 )		Genital stage	-5

:

( 77: 2000 )

( 207 : 1998 )

:

( )

:

( ) ( ) ( )

:

(Jung)

"

"

(Adler)

"

"

(Fromme)

(Horney)

(Sullivan)

)

.(:211990

( )

.(208 : 1998 )

:

(Pavlov)

.( 23: 1990 ) "

"

"

:

( 1998 : 102 ) .

:

( 2002 : 43 ) .

( 2000 : 92 )

( 43 : 2002 ) .( )

(Paul & Epanchin 1999 )

...

.( 40 : 2000 )

( 336 :1998 )

:

-

-

-

(SHWA, 1978)

( 2000 : 40 ) .

:

( )

( )

( )

( )

( 200 - 130 )

( 2000 : 108 ) .



( )

" " ( 38 : 1986 )

( 1963 )

(Kirk , 1981 )

(Heward & Orlansky)

( 1982 )

(64: 2000 )

( 44 : 2002 )

( )

)

(Metabolism

x

: (Shear , 1978)

-

-

( 1973 )

( 1996 : 10 )

(Shea, 1978 )

:

(Haring & Philip)

"

( 2000 : 53 )

:

:

.

)

(1966

" Ebish "

( 1996 : 12 )

· :

( 52 : 200 )

( 13 : 1996 )

( 55 : 2000 )

. ( 19: 1986 )

: .

( 54 : 2000 )

( Paul & Espanchin , 1992)

:

(Steven & Conoley , 1984)

.( 56 : 2000 )

- )

( - -  
( )

( )

.

:

:

**Self- report measures : .1**

) (78 : 2002 )

(1995

.(109 : 2000 )

**Report Ather : .2**

( 79 : 2000 )



**Peers ratings :** **.3**

(108 : 2000 )

**Direct observation behavior :** **.4**

(mcmahon& forehand 1998)

**Institutional records :**

**.5**

( )

)

( 80 : 2000 ) (1985

) (1982

**Clinical interviews :**

**.6**

( 378 : 2000 )

**Psychological testing : .7**

( )

(122 : 2000 )

:

:

: .1

: .2

: .3

.4 :

.5 :

( 2000 : 352 ).

:

:

.1 :

. ( 25 : 1999 )

.2 ( ):

.( )

.3 :

.( 52 : 1998 )

.4 :

( 2002 : 200 ) .

:

:

( 2002 :82 ) .

( )

( :2002:74).

:

( :2003:83).

:

- (Hellen,1983:412) :

- ( :1986:12) :

- ( :1987:14) :



: (208 :1986 ) -

(Shaffer,1988:235) -

: (151 :1989 ) -

: (150 :1989 ) -

: (270 :1990 ) -

: (84 :1994 ) -

: (39 :196 ) -

: (362 :1999 ) -

: (98 :2001 ) -

:

)

): (

.(

: (50 :2001. ) -

:

:

:

-

( 1993 :479 ) .

" -

( 1999 :329 )

" -

( 1971 :5 )

:

.1

.2

.3

.4

.5

( 1999 :53 )

( 2003 :37 )

100

( 1988 : 252 )

: .5

: .

( 2001 : 53 )

( 1998 : 327 ) .

: .6

( 1988 : 327 ) .

( 2001 : 54 ) .

( 2001 : 53 ) ( 19991 : 307 )

( 2003 : 37 ) ( 1998 : 337 )

:

)

:

(

:1955 )

(337 :1998 ) (53 :2001. ) (308 :1991 ) (84

(308 :19991 ) .

(1991:308 ) .

(362 :1999 )

(307 :19991 ) (53 :2001 )

(151 :1989 )

:

: ( )

(54 :2001 )

:

:

:

.1

instrument aggression ( )

-

-

(152 :1989 )

-

:

(152 :1989 ) (12 :1998 )

-

(99 :2001 )

-

(52 :2001 )

(1974 ) (1934 )

-

( ) -

(221 :1993 )

**Hostile aggression ( ) -**

.(326 :1982 ) .



( 1993 :221 ) .

- ( 1998 )

( )

**Intentional aggression Ghabr :** .2

:

**Social aggression:** .3

( )

( 1989 :151 ) .

-

:

-

**Aggression positive : .4**

**Passive aggression: .5**

( )

( ) (2001 :99)

**Aggression directed towards self: .5**

**Direct aggression: .6**

( ) ( ) ( ) (201 :1994)

**Indirect aggressions: .7**

( ) ( ) (29 :2002)

(201 :1994)

**Harassment : .8**

## Bullying and bullying: .9

( 2002 : 219 ) .

:

" ( 30 : ) "

. ( 1989 : 338 ) .

"

-27: ) "

.(30

:

:

-

"

" ( ) (93: ) "

" (439 :1976 )"

" (2: ) "

(38: ) "

"

"

(33: )"

(4: ) "

"

.(9: ) "

"

"

(58: )

.(2: ) "

"

"

"

(572 :1955 )

"

"

"

(162 :1976 )

"

:

-

"

"

" (39: )"

" (216 : )

(190: )

" (52: ) "

"

.(36: ) "

"

(12-10: ) "

"

"

.(300 :1976 )

"

"

(95 : . )

: -

"

) .(45 : ) "

" (33 : ) "

"

" (34 : )

"

(85 : ) "

" (178 : ) "

"

"

( )"

( )

):

(

( )



( )

( )

:

( 1982 : 326 )

.1 :

( 1997 : 236 )

( 2001 : 58 )

.2 :

” ”

( 2003 :159 )

: 3

)

( 2003 :155 )

( 1988 :25 ) .

( )

( 2003 :155 ) .

**.4** :

( )

( )

( 2003 :160 ) .

: .5

: ■

: ■

( 1998 :25 )

: ■

( 1998 :115 ) .

( 153 :1989 ).

(153 :1989 )

:

( ... )

(1989 :417 )

:

:

:

(2001 :63 )

(2000 :310 )

(2001 :63 )

: Displaced aggression

( )

(2001:64 )

( )

: ■

(1998 :27).



:

■

( 2001 :60 ) .

):

( ) : .

( 2001 :61 ) .

( 1988 :248 )

.6 :

:

.1 :

( 157 :2003 )

:

:

( 254 :1988 )

:

:

-

( 421 :1989 ) .

( 155 :1989 ) .

( 1988 :245 )

:

-

( 2001 :69 )

:

-

( 2002 :157 )

- :

( 1989 :419 ) .

( 1994 :90 ) .

( 1988 :245 ) .

- :

( 1994 : 256 )

( 1991 : 315 )

.2 :

( 2003 :42 )

:

.

:

:

: .1

(1987)

(1983)

(1993)

(1991)

. (1995)

(1995)

(1996)

(1994)

(1987)

(1991)

( 1999 :45 )

( 1981 :172 ) .

" "

" 1980,1992 " " 1992 "

: .2

" "

(1990)

( 1964 :113 )



(1996)

:

.3

. (1993)

(1990)

(1987)

:

.4

" "

(159 :1981 )

.(252 :1989 )

" "

( 1993 :33 ) .

" "

'

( 1997 :231 ) .

: .5

" (1973) " " " "

20-8

.

1993

(1948)

(1992)

.

: .6

(1997)

(1996)

( 2002 : 51 ) .

:

( 2000 :35 ) .

:

:

.1

( 2001 :107 ) .

( 2002 :86 )

( ) ( 2003 : 54 ) .

:

:

-

-

-

-

( 2001 :108 )

.2 :

( 1988 :237 )

( 2002 :86 )

( 1998 :21 )

: 3

( )

( 2001 :62 )

( 1988 :243 )

.4 - :

( 1998 :22 )

:

( 2002 :87 )



:

( 1998 :23 )

( 2001 :114 )

: .5

( ) .(

-

-

-

-

( 2001 :115 )

-

: .6

) ( Machinbaum)

(

( think loudly)

(158 :1989 )

: .7

:

:

-

( )

( 1998 :14 ) .

:

-

(Berkowitze)

( 1999 : 57 ) .

- :

( 2002 : 74 ) .

.8 :

( Eysenk )

:

( 75 :1990 )

1977

( 185 :1988 )

:

( )

(118 :2001 )

:

.

:

.

:

:

:

.1

.

:

.2

9 -8

. ( 52 : 2001 )



: .3

(116 :2000 )

: .4

: .5

.(234 :2001 )

: .6

: .7

:

( 1998 :317 )

.8 :

.9 :

( 1999 :247 )

.10 :

.11 :

” ”

( 2001 :233 )

:

:

. %16 %3

( 2004 :15 ) .

:

(1902) .

(George still , 1902 )

Cantwel ( 1985 )

1917)

( 1918 –

( Brain

.( 14 : 1994 ) Damage Behavior Syndrome )

Brain damage

(1918 )

Behavioral Deviance

– 1940 )

( Mark , D. , 1998 : 66)

(1947)

( 1950

( Strauss and Lethinen , 1997 )

## Brain Damage

( 1960 – 1950 )

Minimal Brain Damage

( David,C.G.&Russell,A.B., 1992 :138) .

(1960)

Brain damage

Dysfunction) ( Minimal Brain

(Mark, D., 1998: 67) .

.( 26 :1994 )

(1979 – 1968)

Hyperactivity

:

( Mark . D , 1998 : 67 ).

Diagnostic and statistical Manual ( DSM –

: 2000 ) (Hyperactivity

II )( 1968)

.( 47

(1970 )

( Attention Deficit Disorder )

( David C. et al , 1992 : 193 ) .(1980)

(1980) (DSM- III )

(ADD ) (Attention Deficit Disorder )

( ADD )

( ADD/H )

(1987) .( 47 :2002 )

Attention Deficit / Hyperactivity

( DSM. III – R)

Disorder ( ADHD )

48 : 2002 ) .(1987)

(1994) (David,C.G.&Russell,A.B., 1992 :193

( DSM – IV )

: ( )

. Combine type :

Inattentive type :

:

Hyperactive – Impulsive type



(1902)

:

( Attention Deficit Hyperactivity Disorder ) ADHD

( 1990)

(1984)

"

"

( 1984:99 ) .

( DSM )

American Psychiatric Association (APA)

(1970)

- II )

.Hyperactivity

(DSM

( 1975)

(1980)

: (DSM-III)

Attention Deficit Disorder with :

Hyperactivity

Attention Deficit Disorder :

without Hyperactivity

(Porrino.et. al., 1988 )

(DSM-III-R, 1987)

. (Attention Deficit Hyperactivity Disorder)

(1994)

(1987)

. (47: 2000 )

Hyperactivity

(1994)

Hyperkinesias

Minimal Brain Dama

Attention Deficit Disorder ADD

Hyperactivity

(ADHD). (1994 :14)

Hyperactivity

(2000)

(1994)

1985 1984

(1990)

(2000)

Attention Deficit Disorder ( ADD)

(ADD)

(1985)

(1999)

DSM – I V

(Attention Deficit Hyperactivity Disorder) (ADHD) 1994

(1999 :9)

(ADHD)

:

(ADHD)

(1994)

Attention – Deficit / ) (ADHD)

:

(Hyperactivity Disorder

(Combined Type) .1

(Predominantly Inattentive Type) .2

Predominantly Hyperactive – Impulsive ) .3

DSM – IV (Type

:

**Inattention :** .1

**Hyperactivity :** .2

**Impulsivity :** .3

(Pineda, et. al., 1999)

(ADHD)

(218:2000 )

(65:1995 )

(123:2000 )

) :

( 100:1984

)

(ADHD) (26:1999

( Ros and Ros, ) (936 : 1990).

(1989) ) : 2001

(169

syndrome

(1984)

"

(15 :1994 ) ."

:

(20-19 :1999 )

- 
- 
- 

(1994)

:

:

:

.

)

(

(1999)


( )

(1999 :140 ) .



(Paul H.W., 2000 : 37 ) .

(Wilcutt,E.G.,&Pennington,B.F., 2000 )



MZ , DZ

(Moon , J.H. , 2000 : 3-4) . DZ

MZ

(Wilcutt,E.G.,&Pennington,B.F., 2000 )

)

(

MZ

%98

%92

MZ

DZ

.%78

/

%94

.

-

-

(John,C.D., et.al ,

1995 :329)

)

(RD)

)

(

%29 MZ %46 ( +

DZ

%50

(Paul,H.W.,2000:39) .

:

-1

-2

-3

(Paul, H.W., 2000: 39).

:

(Neuro Transmitters)

: .1

(Dopamine)

(Synapse)

(Synapse)

(knobs)

(Chemical Transmitters)

.( 95 : 2001 ) .

(Paul,H.W. , 2000: 35-37) .

: .2

(2001) (Frontal Lobes)

( 92: 2001 )

(Cerebration)

( 136 - 135: 1991 )

(Mattes,1980)

(Gail,M.G. , .

(Witney,V.R., & Steven,L.S. ,2001)

1992:428)

(EEG)

(Witney,V.R., & Steven,L.S. ,2001)

( Wisconsin Card Sorting Test) (WCST)

(Gail,M.G. , 1992:439)

)

(

.( 1990:37 ) .

: .3

.( 39: 1990 )

: .

( )

( 2001 )

:

: -1

-2

-3

-4

( 171: 2001 )

:

%10

.( )



(117 : 2000 ) Wender (1986 )

(%50-%30)

:

.

:

.1

(117 :2000 )

.2 :

( 1999 :232 )

( 2000 :118 )

( 1999 :232 ) Smith.et.al. (1974)

( 1999 : ) Beattie.et.al (1975)

11

( 232

(117 :2000 ) whilen (1989 ) .

(259 : : 2000 ) .

( )

)

(

(232 :1999 ) Wilson et.al (1986)

:

.

(Optimal Stimulation)

(zental)

)

(

(Sydney, S.Z. (

& Theresa, K., 1988)

:

% 10-3

% 70 - 40 . (%10-6.5)

25

( 29 :2000 )

(1996)

(Gerald, J.A. et. al., 1996) . (%3)

% 16

(2001)

% 16

(DSM-IV)

. (DSM-III-R(Rowland,A.S. et.al., 2001) )

(Ontario)

(1989)

% 9

% 14 - 5.4

) (30 :2000 )

1:3

3.3

(1999)

%19.8

(2001)

( 120900)

% 8.1 - 2.9

1996)

(DuPaul,G.J. et al , 2001) .

(ADHD)

(Anna,B.,& Mark,L.W.,

%10.9 (DSM-III-R)

% 17.8 (DSM-IV)

(DSM-IV)

(1985)

% 5.71

3 : 5

.( 348 : 1985 ) .

(1995)

% 5.17

( 129 : 1995 ) . %6.77

(2002)

. (13-6) ( )

%16.7 %12.6

(101 : 2000 )

:

.(ADHD)

( 1991 : 513 ) .

ADHD

(Mark,D. , 1998)

( )

( )

3.5 (ADHD)

(ADHD)

Attention Deficit Hyperactivity Disorder

" Mania (ADHD)

: -1

: -2

( )

: -3

( ) .(82 :1997

)

(

(ADHD)

. 3,5

( )



11-5

ADHD

%50

(ADHD)

(%70)

(%70)

(%50)

(ADHD)

.(%69)

(ADHD)

(ADHD)

%50

%20

(ADHD)

(ADHD)

.ADHD

(ADHD)

(MRS)

(ADHD)

.(ADHD)

39-14

(ADHD)

(Mark,D.,1998 :84) 12-0 (ADHD) (MRS)

Attention Deficit Hyperactivity Disorder .

Ment Retardation (ADHD)

" 1990

:

:

( Co morbidity )

(2001) (Enns,M.W.et.al ,.

(Co morbidity )

et.al. 2003).(Dewey.

( Reading Disabilities )

(Willcut,W.G.&Pennington,B.F., 2000 )

( 1993 )

( ADHD+RD )

(ADHD)

(Pennington,B.F., et al ,1993: 515).

%34 (Gerald,J.A.et.al.,1996)

%69.6

(Conduct Disorder )

%12 ( 1996 )

CD

. CD

CD

+ ) (Nolan,E.E.et.al.,1999)

( ) ( /

2

## Oppositional Defiant

(Disorder) ODD  
(1996 )  
(Mood Disorder)  
(1995)  
(129: 1965 ) %  
(Depression)  
(Stephen,P.H., & Jennifr ,J.T.2001) (Self Esteem)  
( )  
( )  
( Brooks,A. et. al. ,1995 )  
(ADHD)  
%50 ODD  
%25 / %20 CD  
) . %61.8

(ADHD)

( )

(John,C.D., et.al , 1995 :332)

(RD)

Aron,P.G., et.

(ADHD)

(RD)

(al. ,2002)

(ADHD)

.

:

(102:1984 ) (1977)

30

( 1994 )

:

:

-

( )  
(1994) (American Psychiatric Association ,1996 :63)

:(  
(1994 :112)

(1999 :49- 51)

(1990)

.( 951 : 1990 ) .

.( )

( Jaffrey et al, 1996)

(Ben-Artsy, et. al.,1996 )

( Kim Hooks et al,1994 )

(ADHD)

.( )

:

-

-

(American Psychiatric Association ,1996: 63) .

(1994)



. (125: 1994 )

(2000 ) .

(Paul,H.W. , 2000:13) .

: -

) (1984)

(

:

.( 121: 1984 )

( 1994)

.(129: 1994 ) .

(ADHD)

(Inhibition)

(ADHD)

(Gordon,L. et al, 1995)

( John, West. et. al ,2002)

: -

( Willcutt,E.G.&Pennington,B.F. et.al,2000 )

:

( 109 :2002 ) .( )

( 1995)

.( 130 : 1995 ) .

(Cheryle, C. et al, 2000)

(ADHD)

( )

2003 )

( Sheilah, H. et. al.,

(ADHD)

(ADHD)

(Timo,A.et.al., 1995 )

(ADHD)

(ADHD)

( Aaron,P. et. al. , 2002 )

( )

(Olivia.N.V & Grover.J.w.,1997)

. ( Klaus,W.L., & Oliver.T., 2001)

- :

(Jessic,G. &

(ADHD)

Paul,H .W., 2000 :55)

Waheeda,T., 2002)

- :

( 128 :1994 )

( 16: 2000 )

Paul,H.W. , (2000)

(2000 :48)

(53: 1999 )

( 1994)

( )

( )

( )

(105 :1984 )

( 1994 )

(ADHD)

(ADHD).

:

( )

:

:

(Stimulants Drugs)

%1.29

:-

(Ritalin)	(Methylphenidate)	-1
(Dextro Amphetamine)		-2
	(Dexedrine)	
(Cylert )	(Pemoline)	-3

(Arlinn,G.&Alex,S., 2002)

(Ann 2003)

Claud,B.et.al.,

(ADHD)

(ADHD)

(Jan,F.

( Darlen,A.B.,&Miranda,P., 2001)

et.al ,2000)

2001)

(ADHD)

(Klaus,W.L.&Oliver,T.,

(ADHD)



(Gordon,L.et.al.,1995)

( Jonathan,G.et.al., 1991)

%50

)

(

( Goldberg .J , 2002)

(Clonidine)

( Arnett,P.A.&Fischer,M.,1996)

(

)

:

( )

- -

.(336 :1982 , ).

Elizabeth,A.B.et.al., 1993 .

( )

( )

.( )

(Jaap,O & Joseph,A.S.,1998)

( Elizabeth,A.B.et.al., 1993) ( 1983)

( )

(1994)

-2

-1

-3

-3

(Reid,R&Maag,J.et.al., 1998).

(Fachin,K., 1996) .

( 32 : 2000 ) ( 1990 )

:

( Arthur,D.A.,et.al.,1993 )

(Arthur,D.A.,et.al.,1993)

:

(1987, ) 9

(Wade .F.H., 1990)

Sue Ellen,O., ) .

(1996

:

( 1999 :89-90 ) .

Sydney

S.Zentall

(Sydney,S.Z., & Susan, 1985 : 94)

( )

( )

( Sydney,S.Z., )

&Theresa,K. ,1998

:



(Dr. Ben Feingold) (1975)

( )

(Paul,H., 2000 : 91).

:

)

.(

( )

( 412-411 : 1996 )

(Philip,C.K., & Susan,M.P., 1995) .

( ADHD)

(69 :1999 )

(119 :2002 )

(1980)

"

"

( )

. (425 : 1996 ).

:

Self Regulation

( Self Monitoring)

-1

(Self Evaluation)

-2

(Self Reinforcement)

-3

(428 : 1996 ).

Sydney S.Z., et.al. , )

(1998

( )

( )

(Serena,M.S.,et.al,1999)

(Michael,P.B.&Dennis,M., 1998)

( )

:

(2002)

:

(2000)

(1996)

(1998)

(1996) (1990) . (1993)

(2000) .

(1998) .

(1998) (1999)

( ) (2002)

.(2000)

:

:

)

(8 :1993

)

(

(...

)



(357 :1988 )

:

:

(1981:1290 )

: ( )

:( ) :

: ) :

(1971:797 ) (262 :1972 )

) 42 123

.(246: 1364

:

: : - : -1

(106: 1972 ) . : ( )

. : : -2

(1981:1667 ) :

: -3

(1748: 1981 ) :



: (198: 1976 )

Fear

)

. (120:1977

: (MarksK1978:15)

(417: 1978)

(suinn 1970:269 )

(1979:3 )

: (Leigh,pare,marks,1977:158)

"unesiness "

. (29 :2005 ) . somatic .

Abnormal

( 317:1981 )

: ( 81 :1982 )

: (81 : 1982 ) .

(198 : 1976 )

( ) :

(545: 1971 )

( 189 :1979 )

(189 : 1979 )

: (98 : 1994 )

( 8 : 1993 ) . "

...

: ( 128 : 1989 ) . "

."

: (21 :2005 )

( 1971 :545 )

ziehn

Horror -

Awe -

Apprehension -

panic -

Ecnoia -

Fright -

**Terror** -

.Terrified

**Reverence** -

Timidity

.Timid

**Cowardice** -

Marks

.(32 :2005 ) .

:

:

-

-

-

( 25 : 1979 )

:

-



-

mutilation

(0.269)

Questionnair

"1966

"

0.01

" "

.  
( )

( )

1966

192



. (35 :2005 ) .

:

.(40 :1969 )

:

:

-1

-2

" :  
"

( 2000 : 42 ) .



( 2005 : 38 ) .

:

:

( 1990 : 54 ) .

( 2005 :41 )

( )

( 1993 : 9 ) .

%10

6 4

%90

6

( 1989 : 128 ) .

AKeslo and ( ) ( )  
(1935)HoImer

21

)

(

)

(

( )

.

: 1988 ).

(359 – 357

.(98: 1994 )

:

:

"

"

. ( 87: 1999 ) .

.

.

:

.



:

.( 88 :1996 ) :

"

"

:

:

( ) ( 1984 : 31 ) .

:

-

:

"

"

"

"

"

"

:

":

"

)

(

:

”

”

( 2005 :67 ) .

:

:

( )

( 2002 : 74 ) .

( Hgman)

( 2005 :103 )

:

: - 1

- - - -

( 132 : 1989 )

: -

: - 2

( 153 : 2000 )

: - 3

...

(5 4 )

(153 :2000 )

: - 4

(111 :2001 )

: -5

:

: -

: -

)

( 132 : 1989

: -

.

:

( 15 : 1993 )

: -

.(108 :2005 )

: -6



: -7

: -8

( - )

: -9

( 1997 : 54 )

: -10

-

-

-

-

-

: -11

: -12

" "

: -13

(60 :1998 )

: -14

" "

(105 :2005 )

:

. :  
: -  
)  
(

.( 168 : 1984 )  
: -

( 152 : 2000 )

( 22 : 1993 )

:

:

:

- 1

"

( 23 : 1993 ) "

( 2002 : 58 ) .

):

(

( 1994 : 102 )

:

- 2

)

(

( 40 : 1971 ) ( ) :

: - 3

( 22 : 1993 )

. ( 74 : 1989 )

: ( ) - 4

( 45 : 1993 )



( 93 : 1991 )

: -5

" "

( 2005 :89 ) .

-6 :

( 2002 : 45 ) .

-7 :

- :

- :

.

( 1984 :82 ).

-8 :

" "

:

( 85 : 2005 )

: -9

:

-

-

-

-

-

( 2005 :101 )

:

-10

-11

:

%60

44

-12

( 1998 : 85 ) .

-13

:

-1

-2

-3

-4

” ”



( 1982 : 96 )

: -14

: -15

: -16

: -17

.  
:-18

( 2002 : 41 ) .

:-19

:-20

-21

( 1998 :

.(104

:

( 1991 : 49 )

(150 :1993 )

(36 :1978 )

(28 :1993 )

( )

( 2005 :49 )

:

:

:

-

:

-

:

-

:

-

.

:

-

-

.

:

-

.

:

-4

-1

-5

-2

( 1997 : 127 ) -3

:

:

-1

-2

-3

:

-

-

-

( 1989 : 85 )

-4

-5

:

-6

:

( 2005 : 63 )

:

:

:

- 1

:



...

( 1998 : 135 ) .

:

- 2

)

((

(135 :2002 )

:

- 3

(115 :2001 )

:

- 4

)

(

(131 :1991 )

:

-5

-6

:

( ... ) ( )

( )

" "

( 2000 :155 )

:

-

-

-

-

-

-

-

( 2005 :116 ) .

-7 :

( 2002 :62 ) .

-8 :

-1

-2

-3

-4

-5

-6

-7

-8

-9

-10

( 2005 :119 ) .

:

:

:

:

:

:



( 2002 :65 ) .

-

:

-

:

.( )

-

:

:

( 2005 :122 )

.1

.2

-1

-2

:

-3

.( 67 : 2005 ).

-4

-5

-6

( ) -7

-8

-9

(157 :1990 ) .

-1

-2

-3

-4

:

:

- 1

"

"

. . . . .

(155 :2000 )

: - 2

(127 :2005 )

: - 3

)

(

(155 :2000 )

:

- 4

)

(

(127 :1998 )

: -5

: -6

: -7

: -8



( 2005 :128 )

-9 :

-10 :

-11 :

:

: -12

: -13

(130 :1997 )

: -14

: -15

: -16

: -17

: -18

: -19

( 1999 : 98 )

: -20

:

-

-

-

:

-

-

-21

:

-22

:

-23

"

" "

"

:

-24

( 1994 :145 )

:

-1

-2

-3

-4

-5

( 2005 : 62 ) .

-6

-7

-8

-9

: -10

-11

-12

-13

( 106 :1997 )

:

-

-

-

:

:

:

-

( 2005 :135 ) .

:

"

"

( 2001 :113 ) .

: -25

( 2001 :236 )





-  
-  
-  
-  
-  
-  
-  
-  
-  
-  
-  
-

( 2001 : 236 )

:

:

( 1969 :290 ) .

:

(. . 1550)

)

:

(

(

)

.(224 :1991 )

" "

. (100 :1987 )

(4 :1995 )

## Enuresis :

:

( 49 :2003 ) .

:

( 91 :1953 )

enuresis : (285 :2001 )

( )

. ( )

" : (174 :2000 )

."

(4-3)

( 144 :2001 ) .

: (406 :1999 )

.

## **Medical Definition :**

( ) (2003 :14).

## **Definition of psychological :**

(4-3)

( ) (2002 :8)

## **Group psychoanalysis :**

( ) (2001 :154).

## **Educationalists:**

( 2001 :285 ) .

## **Sociologists:**

:

5-3

( 2003 :16 ) .

:

)

.(

:

3

%10

%20

%20 (azrin,1987)

14 %3

%15

(Allison,walker,1992)

Roy ) %2 14 %5 10 20-15 (5)

5 ( meadow,1986

(Ratter,1973) %7 10 %10-10

(286 :2001 )



:

.1

6-5

.2

.3

%30

:

( 2001 :285 ) .

:

.1

:

.2

.3

( 2002 : 8 ) .

**: DSM IV**

3 - 10%

:

.1

.2

( ... )

.3

**Course of the disease and is doomed :**

%1

**Complications :**

:

-1

-2

-3

-4

-5

(150:1991 )

-6

**Case Evaluation :**

.

:

: -1

: -2

: -3

Spina Bifida

( ) (1991 :151) .

:

(Spina Bifida occulta) : ( )

:

-1

-2

-3

(Incontinence )

(Enuresis)

( )

. (Saddle shaped area)

**(Spina Bifida Cystica ) :**

( )

**Physiological urination :**

( )

( )

(12 :1993 )

**Manifestations due to bedwetting:**

-1

-2

(298 :1969 )

-3

**Forms of involuntary urination :**

**Birth :**

-1

%86

%86

**Secondary :** -2

( )

( 20 :2003 )

(%85-20)

**Nocturnal :** - 3

**Diurnal :** - 4

%5 %3

**Nocturnal - Diurnal:** - 5

(.55 :2001 )

**Relapse :** - 6

( 1994 : 14 ) .

**Episodic:** - 7

**Irregular:** -8

**Chronic :** -9

( 1999 : 406 ) .



**Bedwetting isolated :** -10

. %65

**Bedwetting daytime isolated :** -11

(%5-3)

.(144 :2001 )

**Bedwetting permanent or daily :** -12

**Bedwetting incoming or accidental :** -13

( )

(194)

(Hallgren,1966)

(44)

(%10)

(95)

( 1995 : 54 ) .

:

(Bedogni)

(Mozzoni)

(Bellman)

-7)

(16

(%82)

:

-

-

-

-

-

... (22 :2003 )

(Masson,1966)

:

-

-

(Eller)

-

(Mozzoni)

:

:

-

-

-

-

-

:

-

-

-

.

-

-

.

-

- :

( 1999 : 40 ) .

- :

:

-

-

-

-

( 1998 : 142 ) .

-

## Causes Enuresis :

:

( 2002 : 9 ) .

%96

%4

(10 :2002 )

**psychotically Causes :**

**-1**

(( ))

)

(174 :2000 )

(

-2

( 146: 2001 )

-3

..

( 2002 :17 )

: -4

( 1985 :55 )

: -5



)

(147 :2001

: -6

( 1996 :54).

: -7

( 2002 :28 ) .

-8 :

-

-

-

-

( 2002 :31 )

: -9

( 2001 :287 )

: -10

( 2001 :147 )

: -11

:

( 2002 :32 )

:

:

( 2002 :33 )

(( ))

(

:

:

:

:

( 2002 :3 )

**physiological Causes: :**

( 2001 :145 )

**physical Causes:**

:	-1
.	-2
.	-3
(291: 1982 )	-4
..	-5
.	-6
.	-7
.	-8
.	-9
.	-10
(223: 1984 )	-11
.( 148: : 1979 )	-12
:	- 13
(%75)	

: - 14

( )

)

.(

-15

( )

( )

### **Educational Causes :**

-1



-2

-3

-4

-5

-6

-7

-8

(146 :2001 ) .

-9

### Inherital Causes :

((frary))

%32

%52

((Katter))

%20

(1984 )

(1977 Esman)

(1994 :54 )

**social Causes :**

( 2001 :147 ) .

### **Environmental Causes :**

### **Direct Causes of Enuresis :**

### **Mental Disability :**

:

:

:

:

:

:

:

( 1997 :78 )

( )

**Explaining theories :**

**psydenamic Explanation :** ( )

masturbation

)

.(57 : 1958

**Behavioral Explanation :** ( )

( )

.(60 : 1958 )

**Social Explanation:**

( )

:

-1

:

- 2

:

- 3

: - 4

(286 :2001 )

**Treat ment of Enuresis :**

( )

( )

( )

**Medical therapy :** -

-

Dexedrine tofranil

: -

(148: :2001 )



**psycho-educational :**

-

-

-

-

( 2001 : 148 )

**Behavioral therapy:**

-

:

**1. jtar chart**

:

	□	□	□			

:

-

**-1**

%70

%90 %70

( 1994 :117 )

: .2

30 45 60

( 1999 :186 )

:

( Crosby) -1

( livibond) -2

( )

( )

( William,1986 )

(Cohrssen,1965 )

(Azrin)

.(66 :2003 ) .

:

:

-

-

-

-

:



(69 :2003 ) ( Pykov,)

:

-1

-2

-3

-4

-5

-6

-7

-8

-9

-10

-11

-12

-13

-14

-15

-16

-17

-18

-1

-2

-3

-4

# الفصل الثالث

## المشكلات السلوكية

.

.

.

.

.



:

:

.

:

.

:

.

:

.

:

.

:

:

: -

: (1982 Gayton .et .al ) .1

" :

(6 - 3) ( 204)

(Behavior Problem Checklist)

( )

:

: (1983 Guttman ) .2

" :

"

(220) (28)

(107)

(26)

( )

3. ) Belchman et al (1985):

" :

(608)

4. ) Achenbach et al (1991):

" (16 – 4) "

(2600)

(2600)

(48)

(16 – 4)

(%61) (%16) (%22) :

(%15) (%16) (%14)

.(%11) (%8)

**:(1992 Wang & Liu ) .5**

"

"

(173)

**:(1994 Ramasut & Papatheodorou ) .6**

"

":

(225)

(6-4)

%14.3

.7 ) (1997 Zhou):

"

"

(8 – 3)

(877)

.8 ) (1998 Harrist & Ainslie):

" :

(5)

(45)

.9 ) (1999 Gilbert):

" :

"

.10 ) Lambert .et .al (1999) :

":

"

( 18 - 4 )

.11 ) Oya (2000) :

"

"

(270)

:

(18-4)

.12 ) (2001 Eapen et.al )

" :

(620)

(18 – 6)

(%11.8)



1. (1989) :

" :

(12-9)	(153)	(166)	(319)
(155)	(165)		
	( )	( )	
%37	%42.5	)	
(			
( )			
%33.22	%34.19	%35.11	
%19.2	%25.7	%29.7	
%5.7	%8.15	%17.4	
	( %4.57	%5.7	

2. (1993) :

" :

"

( 6-3)

( 546)

( 6-3)

( 546 546)

( ) ( 6-3)

:

)

(

: (1993 ) .3

"

":

(98)

(60)

):

(

.4 ) (1998 :

":

"

(152)

(152)

Child Behavior )

( : )

(Checklist

( )

.5 ) (1999 :

"

6-4

":

6 - 4)

(

(54) (415)  
) :  
( ) (1993  
:  
.T.Test ( )  
( 6-4) |  
:

: (1999) ) .6

"

":

( 51541)

- :

- 1999)

-

( 1419

.  
: (1999 ) .7

":

"

( 270)

- ( )

:

.8 ) (2000):

":

"

( )

)

" "

(

"

"

.9 ) (2001):

":

"

)

(520)

(

(35)

.( )

%20 (9)

%20 %10 (13)

:

: (2001 ) .10

":

"

(45)

(135)

(45)

(45)

( 1421 - 2001 )

.11 ) (2001):

":

"

(52)

30 .5

1 .6

" "

"

.12 ) (2002):

":

"



(184)

( )

:

( )

( / )

.

)

(

( / )

( / )

.

13. ) (2002):

":

"

:

(41)

(276)

(L .S.D)

( )

( )

( )

.( )

:

.1 ) (1998):

" "

(188)

:

:

()

.2 ) (1999):

" "

18

(602)

:

9

9

( )

.3 ( ) (2000):

"

."

250 250 ( 500)

15-13

24 ( )

:

(%72.2)

(%82.2)

(19.6)

.4 ) (2002):

"

"

(800)

:

( )

:

.5 ) ( 2002 ) :

"

"

( 12 )

( 12 )

.6 ( ) 2003 :

"

"

"

"

(100)

:

12-10

( ) :

( )

( )

( )

.7 ( ) (2006):

"

"

(40)

(20)

(6-5)

(10)

(20)

(10)

(10)

(10)

)



(

( ) :

.  
:(2008 ) .8

"

"

( )

%5

%10 (480 )

6

110

1673

:

(50-45)(40-35)(30-25 )

40

40

40-30

)

( - -

( - - - )

( -8) (7-4

)

(

:

: -

(Brooks, A.,et.al., 1995) (1995) . .1

" (ADHD) "

(ADHD)

- 7 ( ) 177

12

DSM-III-R

(ADHD)

-

(ADHD)

-

)

(

%77,4

12 - 7 (ADHD)

. 15 - 10

(Anna,B. & Mark,L.W., 1996) (1996) .2

(ADHD) "

"DSM-IV

(ADHD)

DSM-III-R

DSM-IV

1077

5 5 1992

. 536 541

.DSM-III-R -

.DSM-IV -

%10,9

%17,8

%45

ADHD

(ADHD)

ADHD-HI %63,6 ( ) ADHD-AD

%12 ( / )

%50 (ADHD)

(ADHD)

(ADHD)

ADHD

%20 (CD)

%50 (ODD)

. %61,8

%25 ANX/DEP

:

-

:(1985 ) .1

"

"

( 1210 1940)

(3150)

12-7

8,92

( . )

180

( 66 114)

3:5

%5,71

.2 ) (1994):

."

"

215 225 ( 440 )

.3 ) (1995):

"

."

464

12 18

296

"

64 154

"

"

"

(DSM-III) ( 1980)

"

:

"

%5,17

.%6,77

:(2003 ) .4

"

"

10

1998

1997

0.01

0.05

0.01

.5 ) (2004 :

"

"

20

(1184 )

(12-7)



( )

%15

:

:

-

.1 (1981 Matson )

(10- 8 )

(lousivile)

(10)

.2 (1993 Vandenberg )

(12-4)

(42)

.3 ( ) Getta 1994:

(82)

( )

.4 ( ) King, Etel 1994

(473)

(538)

(1011)

(302)

(218)

(299)

(192)

(18-7)

( )

( )

:

**:(1997 Ramirez,Kratochwill ) .5**

:

(199)

(23)

(11)

(38)

(127)

1. ) (1980):

"

(23)

( )

:

:

.2 ) (1989):

" "

( 200 )

( - )

.3 ) (1990):

"

"

(768)

(1,2)

(17.1)

(21-16)

( )

( ) ( )

.4 ) (1992:

( )

(220)

(60)

(80)

(80)

( )

.  
:( 2000 ) .5

"

."

( 20 )

( 10 )

( )



:

:

-

.1 ) Hans Oiznk (1957):

%77

%25

%92

.2 ) Eller (1960):

(30)

(%82)

(%8)

(%30)

.3 ) Ann Dyosh (1968):

(11-4)

(%11)

.4 ) Sun and Rmbur (1996):

)

(

:

.

:

.1 ) (1977):

"

"

99

(196)

44

44

88

97

15-5

%77

(15) (27)

%30.6

(12)

.2 ) (1980:

(12-7)

45

) :

.(

:(1981 ) .3

"( ) "

(3000 )

(6)

-

2 4 15-6

3-2

7-2

(%83.5)

.4 ) (1984 :

"

"

(12-7)

:

.5 ( 1989 ) :

(12-7)

45

:

)

.(

6 ) (1989):

"

"

(84)



.7 ) (1999):

" "

)

(3487)

(

. 14-6

: ( )

.

:

:

:

:

:

:

:

:

:

:

:

:

:

(1982 Gayton .et .al )

Achenbach et .al )

(1991

) (1993 )

(

:

:

(1993 )

(1998 )

)

( 6 - 4 )

(1999

:

:

)

(2001 )

(1993 )

)

(1993

. (1999

)

(2000 )

: : :

) T-test  
(1998 ) (1999 ) (2002

: :

(1989 ) (1993 )  
(1998 )

: :

:

: :

(2000 )

)

(2002 )

( 2008

)

( 2002 ) ( 2006

:

:

) (1999 ) ( 2003 )

(1998

.( 2002 ) ( 2006 )

:

:

( )

( 2003 ) (2006 )

.(1999 ) :(2002 )

:

:

T-test

(1992 ) (1998 ) :(1999 )

(2000 )

:

)

( 2003 ) ( 2002 ) (2002

)

(2008

(2006 )

.( 2002 )

:

:

.

:

:

(1995 ) (2004 )

(2003 ) (1985 )

.

:

:

(1985 ) (Anna,B. & Mark,L.W., 1996) (1996)

( 1995 ) (1994 )

.(2003 )

:

:

( )

(2003 ) (2004 )

(1995 )

:

:

( )

:

(2004 )

(2003 )



:

:

:

:

) (1994 Getta )

(1992 ) (1993 Vandenberg

( 2000 )

(1989 )

.(1990 )

:

:

)

(1994 King, Etel ) (1993 Vandenberg

)

:(1990

.( 2000 )

:

( )

(1997 Ramirez,Kratochwill ) ( 2000 )

(1994 King, Etel ) (1994 Getta )

(1990 )

:

:

( )

:

(1992 )

(1989 ) (1990 )

( 2000 ) .

:

:

:

:

( 1984 ) ( 1989 )

( 1977 ) ( 1981 )

( 1989 ) .

:

:

( 1999 ) ( 1996 )

(1989 )

(1977 ) (1981 ) .

:

( )

(1980 ) (1999 ) (1989 )

(1977 ) (1981 ) .

:

:

( )

:

(1968 ) (1984 )

(1977 ) (1981 ) .

:

:

.15

( )

.16

( )

.17

( )

.18

( )

.19

)

(

.20

( )

## الفصل الرابع

:

:

:

( )

(22484)

2010 – 2009



" 1 "

169	%15	272		1
180	%16	301		2
202	%18	329		3
202	%18	327		4
157	%14	267		5
214	%19	350		6
<b>1124</b>	<b>%100</b>	<b>1848</b>		

$$308 = \frac{1848}{6} =$$

$$\times = ( )$$

$$22484 = 73 \times 308 =$$

$$1124 = 22484 \times 0.05 =$$

:

:

**Pilot Sample : .1**

( )

(( 2 ))

:

" 2 "

35	16	19	( )
35	19	16	( )
<b>70</b>	<b>35</b>	<b>35</b>	

Actual Sample : .2

( 1142 )

:

(( 3 ))

" 3 "

169		1
180		2
202		3
202		4
157		5
214		6
<b>1124</b>		

:

:

:

% 56.6

((4 ))

% 43.4

" 4 "

56.6	636	
43.4	488	
<b>100.0</b>	<b>1124</b>	

:

" "

%18.9 (( 5 ))

%18.0 " "

%32.4

" "

%30.8 " "

" 5 "

18.9	212	
32.4	364	
18.0	202	
30.8	346	
<b>100.0</b>	<b>1124</b>	

:

" " %12.0 (( 6 ))

%23.7 " " %20.4

%31.7 " "

" " %12.6 " "

" 6 "

12.0	135	
20.4	229	
23.7	266	
31.3	352	
12.6	142	
<b>100.0</b>	<b>1124</b>	

:

%13.5 " "

% .21.8 (( 7 ))

% 64.7 " "

" 7 "

21.8	245	
13.5	151	
64.7	728	
<b>100.0</b>	<b>1124</b>	

:

%48.8 " "

%15.1 (( 8 ))

% 36.1 " "

" 8 "

15.1	170	
48.8	548	
36.1	406	
<b>100.0</b>	<b>1124</b>	

:  
%45.4 " " %18.2 (( 9))

" %3.2 " "  
% 33.3 "

" 9 "

18.2	204	
45.4	512	
3.2	36	
33.2	372	
<b>100.0</b>	<b>1124</b>	

: :

:

( ):

: ■

: \_\_\_\_\_

( 85 )

\_\_\_\_\_ ■

( 9 )

(( 1 ))

(( 6 ))

\_\_\_\_\_ ■

:

.1 :

. ( 30 - 1 ) ( 30 )

: .2

( 27 )

.( 57-31 )

: .3

.( 73 - 58 ) ( 18 )

**Test Validity** : \_\_\_\_\_ ▪

:

:

:

: .1

( 9 )

**Internal Consistency** : .2

( 70 )

":

.( 98 :1996 )



•

(( 10 ))

(0.05)

2.33

r

r

0.05

.

" 10"

0.000	0.540	38	0.002	0.364	1
0.000	0.606	39	0.011	0.302	2
0.000	0.446	40	0.000	0.430	3
0.000	0.477	41	0.039	0.247	4
0.000	0.677	42	0.034	0.253	5
0.001	0.393	43	0.000	0.723	6
0.000	0.586	44	0.104	0.196	7
0.000	0.496	45	0.003	0.353	8
0.000	0.573	46	0.000	0.608	9
0.002	0.357	47	0.000	0.506	10
0.011	0.301	48	0.001	0.380	11
0.009	0.309	49	0.000	0.510	12
0.003	0.354	50	0.000	0.515	13
0.100	0.198	51	0.000	0.676	14
0.000	0.492	52	0.000	0.482	15
0.000	0.562	53	0.000	0.559	16
0.000	0.553	54	0.000	0.590	17
0.000	0.618	55	0.000	0.619	18
0.041	0.245	56	0.000	0.441	19
0.002	0.358	57	0.000	0.545	20
0.000	0.506	58	0.000	0.436	21
0.000	0.689	59	0.000	0.447	22
0.000	0.555	60	0.000	0.730	23
0.000	0.597	61	0.000	0.544	24
0.000	0.413	62	0.000	0.653	25
0.001	0.378	63	0.000	0.483	26
0.000	0.594	64	0.000	0.533	27
0.000	0.721	65	0.000	0.736	28
0.000	0.756	66	0.000	0.776	29
0.000	0.496	67	0.000	0.653	30
0.001	0.377	68	0.025	0.268	31
0.000	0.536	69	0.000	0.539	32
0.000	0.481	70	0.000	0.661	33
0.000	0.517	71	0.000	0.485	34
0.000	0.619	72	0.000	0.641	35
0.000	0.517	72	0.000	0.523	36
0.000	0.608	74	0.000	0.496	37
0.000	0.561	75			

: •

((11 ))

(( 11 ))

0.05

. 0.233

r

r

0.05

" 11 "

0.000	0.823		
0.000	0.814		
0.000	0.612		

**:Reliability** ■

**:Split-Half Coefficient** •

**(Spearman-Brown Coefficient)**

(( 12 ))

$$\frac{r^2}{r+1} = :$$

" 12 "

( )

0.000	0.8672	0.7656	30		
0.000	0.8090	0.6792	27		
0.000	0.8398	0.7239	18		
<b>0.000</b>	<b>0.8860</b>	<b>0.7954</b>	<b>75</b>		

:

•

(( 13 ))

" 13 "

( )

0.000	0.9359	0.7656	30		
0.000	0.7971	0.6792	27		
0.000	0.8991	0.7239	18		
<b>0.000</b>	<b>0.9407</b>	<b>0.7954</b>	<b>75</b>		

( SPSS)

:

:

.1

-

.2

.( 1-Sample K-S )

.3

( )

.4

)

:

.5

.(

:

:

.6

One sample t test .( Test-T)

▪

Independent Sample T -Test .( T- Test )

▪

.( One Way ANOVA )

▪

:

:

.1

.2

.3

.4

( )

.5

.6

.7

.8

.9

.10

.11

.12

## الفصل الخامس



:

)

( Sample K-S)-1 -

**Z** (( 14 ))

( **Z** )

( sig. > 0.05 ) 0.05

" 14 "

( One-Sample Kolmogorov-Smirnov)

	<b>Z</b>		
0.248	1.021	30	
0.073	1.288	27	
0.131	1.167	18	
<b>0.509</b>	<b>0.822</b>	<b>75</b>	

:

:

":

:"

"

•

.

•

"

•

.

•

(32)

(18)

(50)

( 27 )

(( 15 ))

" 15 "

32	.15	20	.1	
7	.16	17	.2	
<b>47</b>	<b>.17</b>	30	.3	
36	.18	28	.4	
2	.19	<b>49</b>	<b>.5</b>	
11	.20	10	.6	
25	.21	9	.7	
7	.22	12	.8	
<b>42</b>	<b>.23</b>	<b>44</b>	<b>.9</b>	
20	.24	13	.10	
32	.25	20	.11	
36	.26	25	.12	
33	.27	5	.13	
		35	.14	

( )

)

(

:

:

":

(One Sample T- test ) t

: (( 16 ))

" 16 "  
( t )

	t				
0.000	17.343	74.61	0.461	2.24	:
0.000	27.118	77.76	0.411	2.33	:
0.000	9.784	71.20	0.466	2.14	:
<b>0.000</b>	<b>22.267</b>	<b>74.93</b>	<b>0.373</b>	<b>2.25</b>	

%74.61

%77.76

% 74.93

% 71.20

22.267

t

(0.05)

(0.000)

1.96

t

:

(1993 ) ( 1998 )  
(2000 Oya ) (1998 )

:

" :

( 0.05= $\alpha$ )

" ( )

**Independent T-**

( t )

( test

(( 17 ))

( 0.05)

( 0.000 )

)

0.05

(

( 0.018 )

":

( 0.05 )

( 0.05= $\infty$ )

" 17 "

t

	t					
* 0.000	5.404	0.451	2.30	635		
		0.460	2.15	488		
# 0.264	-1.117	0.436	2.32	635		
		0.376	2.35	488		
# 0.566	0.574	0.499	2.14	635		
		0.420	2.13	488		
* 0.018	2.370	0.388	2.27	635		
		0.351	2.22	488		

( 0.05 )

#

( 0.05 )

\*





(1993 )

(1993 )

(1999 )

(1999 )

( )

:

:

" :

( 0.05= $\alpha$ )

( )

( One Way ANOVA)

(( 18 ))

( )

(0.05)

( 0.000 )

( 0.05= $\alpha$ )

" :

**"18"**  
**( One Way ANOVA)**

	F					
0.000	9.848	2.21	2.25	2.17	2.38	
0.000	29.086	2.37	2.40	2.18	2.47	
0.000	14.439	2.12	2.00	2.14	2.29	
<b>0.000</b>	<b>16.497</b>	<b>2.25</b>	<b>2.24</b>	<b>2.17</b>	<b>2.39</b>	

" " " " " "

**"19"**

0.169	0.136	0.208*			
-0.040	-0.073		-0.208*		
0.033		0.073	-0.136		
	-0.033	0.040	-0.169		
0.102	0.065	0.288*			
-0.186	-0.223		-0.288*		
0.037		0.223	-0.065		
	-0.037	0.186	-0.102		
0.174	0.293*	0.145			
0.029	0.148		-0.145		
-0.119		-0.148	-0.293*		
	0.119	-0.029	-0.174		
0.146	0.148	0.222*			
-0.076	-0.074		-0.222*		
-0.002		0.074	-0.148		
	0.002	0.076	-0.146		

(0.05)

( 0.000 )

" :

( 0.05=∞)

(1983 Guttman )

(2001 ) (2002 )

:

:

" :

( 0.05= $\alpha$ )

.( )

( One Way ANOVA)

(( 20 ))

(0.05)

( 0.000 )

( 0.084 )

( 0.05 )

( 0.000 )

":

( 0.05 )

( 0.05=∞ )

" 20"

( One Way ANOVA)

	F						
* 0.000	5.801	2.10	2.24	2.21	2.31	2.32	
* 0.000	7.753	2.19	2.34	2.30	2.40	2.41	
# 0.084	2.063	2.08	2.14	2.10	2.15	2.22	
<b>0.000</b>	<b>7.102</b>	<b>2.13</b>	<b>2.25</b>	<b>2.22</b>	<b>2.30</b>	<b>2.33</b>	

( 0.05 )

#

( 0.05 )

\*

"21"

0.219*	0.074	0.101	0.009			
0.209*	0.065	0.092		-0.009		
0.117	-0.027		-0.092	-0.101		
0.144		0.027	-0.065	-0.074		
	-0.144	-0.117	0.209*	0.219*		
0.223*	0.077	0.115	0.013			
0.211*	0.064	0.103		-0.013		
0.108	-0.039		-0.103	-0.115		
0.146		0.039	-0.064	-0.077		
	-0.146	-0.108	0.211*	0.223*		
0.202*	0.077	0.111	0.027			
0.175*	0.050	0.084		-0.027		
0.091	-0.034		-0.084	-0.111		
0.125		0.034	-0.050	-0.077		
	-0.125	-0.091	0.175*	0.202*		



) (2002 )

(2001

:

:

":

( 0.05= $\alpha$ )

.( )

**Independent T-**

( t)

( test

((22 ))

( 0.05 )

( 0.05= $\alpha$ )

( 0.231 )

":

(0.05)



( 0.05=α)

.( )

((22 ))

"22 "

t

	t					
0.347	0.941	0.464	2.24	665	الأب	
		0.456	2.22	439	الأم	
0.694	0.393	0.420	2.33	665	الأب	
		0.402	2.32	439	الأم	
0.054	1.927	0.477	2.15	665	الأب	
		0.447	2.10	439	الأم	
<b>0.231</b>	<b>1.199</b>	<b>0.382</b>	<b>2.25</b>	<b>665</b>	الأب	
		<b>0.456</b>	<b>2.22</b>	<b>439</b>	الأم	

( 2002 )

:

:

" :

(  $0.05 = \alpha$  )

" ( )

**Independent T- )**

( t )

( test

( 0.000 )

((23 ))

( 0.05 )

( )

( 0.05 )

( 0.030 )

":

(0.05)

( 0.05= $\alpha$ )

." ( )

"23 "

t

	t					
# 0.196	1.293	0.464	2.27	272	كلي	
		0.459	2.23	851	جزئي	
# 0.283	1.074	0.408	2.36	272	كلي	
		0.412	2.33	851	جزئي	
* 0.000	3.726	0.447	2.23	272	كلي	
		0.469	2.11	851	جزئي	
* 0.030	2.178	0.383	2.29	272	كلي	
		0.369	2.23	851	جزئي	

( 0.05 )

#

( 0.05 )

\*

((23))

:

:

":

( 0.05= $\alpha$ )

": ( )

One Way

( ANOVA)

((24 ))

( 0.05 )

( 0.000 0.001 )

( 0.05 )

( 0.499 )

( 0.002 )

" :

( 0.05)

( 0.05= $\infty$ )

" .

"24"

( One Way ANOVA)

	F				
* 0.001	6.744	2.09	2.27	2.19	
* 0.000	8.453	2.20	2.37	2.28	
# 0.499	0.695	2.21	2.14	2.12	
* 0.002	6.094	2.16	2.28	2.20	

( 0.05 )

#

( 0.05 )

\*

" 25 "

0.098	-0.089			
0.188*		0.089		
	-0.188*	-0.098		
0.081	-0.093			
0.173*		0.093		
	-0.173*	-0.081		
0.047	-0.074			
0.121*		0.074		
	-0.121*	-0.047		

(25))



:

.1

.2

.3

.4

.5

.6

.7



.8

.9

.10

.11

.12

.13

:

.1

.2

.3

.4

☒

☒

.1 (1973 )

.2 (1981 )

.3 (2002)

.4 (2002).

.191-1 - - - "

.5 (1997)

.6 ( 1998 )

- -

. 39 -11

.7 (1995 )

	:(2003)	.8
	:(1999)	.9
	:(1989)	.10
	:(1982)	.11
	:(2001 )	.12
	:(1976 )	.13
	: ( 2000 )	.14
	:(1993)	.15
	:(2005)	.16
_____ "	" : (1999)	.17
	.41 -25	_____

:(2000)	.18
:( 2002)	.19
:( 1986 )	.20
:( 1998 )	.21
:(1991)	.22
:( 1991 )	.23
:(1991)	.24
:(1997)	.25
:(1998 )	.26
:(2003)	.27

	:(1997)	.28
	:(1971)	.29
	:(1984)	.30
	:(2003)	.31
	:(1979 )	.32
	:(1979 )	.33
	:(1977 )	.34
	:(1989)	.35
	:(1953 )	.36

:(1998)	.37
	.78-63
:(1988)	.38
:(1994)	.39
:(2000)	.40
:(2001)	.41
:(2000)	.42
:(1985)	.43
:(1982)	.44
:(1998 )	.45
:(1987)	.46

.47 :(1999 )

.48 :(1984)

.49 :(2005)

.50 " :(1990)

" /

.953-935

.51 :(1988)

.52 :(1994)

.53 :(1984)

.128\_97 -

.54 :(1985)

"

.358\_333

.55 :(1993)

.56 :(2000)



	:(2002)	.57
	:(2001)	.58
	:(1994)	.59
	:(2003)	.60
	:(1996)	.61
:	:(1999)	.62
	:(1989)	.63
	:(1994)	.64
	:"	
	:(1972)	.65
	:(1993)	.66

: (2002) .67

: (1994 ) .68

: (1996 ) .69

: (2004 ) .70

: (2001) .71

: (1999) .72

: (2002) .73

: (1987 ) .74

: (1971) .75

: (1985 ) .76

-	-	:(1998)	.77
		:(1997)	.78
		:(2001 )	.79
		:(1999)	.80
"			
	.227_229	-	
		" : (2000).	.81
-	-	"	
		.150_113	
	:(1995)		.82
"			
	.131-65	-	
		: (2002 )	.83
		:(1999)	.84

:(2001)	.85
:(1984 )	.86
:(1994)	.87
:(1998)	.88
:(1995 )	.89
:(1997 )	.90
:(1999)	.91
:(1990)	.92
:(1990)	.93
:(1985)	.94
:(1978)	.95
:(2000 )	.96
:(1993)	.97

.98 :(1998)

.99 :(2000)

.100 :(2000)

.101 :(2002 )

.294-251

.102 :(1991)

.103 :(1969 )

.104 :(1982)

.105 : (1969)

.106 :(1991)

.107 :(1991)

	: (2005 )	.108
	: (1990)	.109
	: (2002 )	.110
.265 - 215	-	-
	: (1999)	.111
	: (2001)	.112
	: (1979 )	.113
	: (2003)	.114
	: (2001)	.115
	: (2002)	.116
	: (1971)	.117

	:(1985)	.118
-	:(2002 )	.119
	:(1981 )	.120
	:(1997)	.121
	:(2000 )	.122
	:(1998)	.123
	:(1982)	.124
	:(1988)	.125
	:(1984)	.126
	:(1991)	.127
-	:(1985 )	.128

.129 :(2000)

.130 :(1958 )

.131 : (2000)

.132 :(2000)

.241-213



:

134. **Arlinn,G.&Alex,S.( 2002).Medication interventions for ADHD youth: a primer for school and mental health counselors.** Journal of Mental Health Counseling, Vol. 24

135. **Arthur, D. A .et.al.( 1993).** Parent training for attention-deficit hyperactivity disorder: its impact on parent functioning . Journal of Abnormal Child Psychology, Vol. 21.

136. **Brown , M. B.( 2000) .diagnosis and treatment of children and adolescents with attention-deficit/hyperactivity disorder.** Journal of Counseling & Development, Vol. 78, Spring , 07489633, Issue 2, p195, 9p.

137. **Brown , M. B.( 2000) .Diagnosis and Treatment of Children and Adolescents with Attention-Deficit/Hyperactivity Disorder.** Journal of Counseling & Development, Vol. 78, Spring , 07489633, Issue 2, p195, 9p.

138. **Cohen ,M.& Cynthia. A:(1994).Methodological differences in the diagnosis of attention-deficit hyperactivity disorder: Impact.** Journal of Emotional & Behavioral Disorders, Vol. 2, Jan, Issue 1, p31, 8p.

139. **David , C. G. & Russell, A. B. Attention Deficit Hyperactivity Disorder in Children.** Stephen, R. H.et.al.( 1992). CHILD PSYCHOPATHOLOGY: Diagnostic Criteria and Clinical Assessment. New Jersey, Hove and London : LAWRENCE ERLBAUM ASSOCIATES, Hillsdale.

140. **David R .shaffer ( 1988)** social and p ersonality Development second Edition, Brooks/ cole publishing company , Galifornia, united states of America.

141. **Elizabeth, A. B., et.al.( 1993) .** Educational interventions for students with attention deficit disorder. Exceptional Children, Vol. 60.

142. **Fachin, K : (1996)** Teaching Tommy \_Phi Delta Kappan, Vol. 77, Feb, 00317217, p437, 5p, Issue 6.

143. **Gail, M. G.** (1992) . Frontal Lobe Functioning in Boys with Attention-
144. [Gerald , J. A.et .al .\( 1996\). Prevalence of ADHD and comorbid disorders among elementary school children screened for disruptive behavior.Journal of Abnormal Child Psychology, Vol. 24.](#)
145. **Gerald , J. A.et .al .( 1996).** Prevalence of ADHD and comorbid disorders among elementary school children screened for disruptive behavior.Journal of Abnormal Child Psychology, Vol. 24.
146. **Gilbert A. Michele** (1999): Behavioral problems of children involved in custody legislation: The byffer effect associated with havingsiblings. Master Abstract International, Vol.37, No.(4), P1258.
147. **Klaus, W. L.& Oliver. T.**( 2001) . Effects of Methylphenidate on Kinematic Aspects of Handwriting in Hyperactive Boys . Journal of Abnormal Child\_Psychology, Vol. 29.
148. [Mark Michel.\( 1998\). , D. Attention-Deficit/Hyperactivity Disorder. Vincent, B.& , HHandbook of Psychological Treatment Protocols for Children and Adolescents. New Jersey, London : ERLBAUM ASSOCIATES, Mahwah.](#)
149. **Nolan, E. E .et .al .** (1999) . Developmental, Gender, and Comorbidity Differences in Clinically Referred Children with ADHD . Journal of Emotional & Behavioral Disorders, Vol. 7, Spring , 10634266, Issue 1,p11, 10p.
150. **Nolan, E. E .et .al:** (1999) . Developmental, Gender, and Comorbidity Differences in Clinically Referred Children with ADHD . Journal of Emotional & Behavioral Disorders, Vol. 7, Spring , 10634266, Issue 1,p11, 10p.
151. [Paul,H.W.\(2000\). ADHD: Attention-Deficit Hyperactivity Disorder in Children and Adults. USA, New York: Oxford University Press.](#)

152. **Sydney. S. Z., et.al.** ( 1998) . Attentional focus of students with hyperactivity during a word-search task. *Journal of Abnormal Child Psychology*, Vol. 26.

153. **Whitney, V. R., & Steven, L. S.**( 2001) . Frontal lobe functioning in adolescents with attention deficit hyperactivity disorder . Adolescence, Vol. 36.

154. **Zoha Huanhuan** (1997): Behavioral problems of preschools children in urban china, *Dissertation Abstract International*.Vol.58,No.(3),Pp1258.

## الملاحق

(( 1 ))

.	.	.1
.	.	.2
.	.	.3
.	.	.4
.	.	.5
.	.	.6
.	.	.7
.	.	.8
.	.	.9

السيد الدكتور/ إياد زقوت مدير برنامج الصحة النفسية المجتمعية بوكالة الغوث حفظة الله

بواسطة / ميسون شلتوت مساعد مشرف المنطقة الجنوبية حفظها الله

السلام عليكم ورحمة الله وبركاته.

الموضوع / تسهيل مهمة موظف

إنني أريد تطبيق أداء الدراسة داخل المدارس الابتدائية التابعة لوكالة الغوث وهي استنباه المشكلات السلوكية لدى الأطفال والذي يهدف إلى قياس درجة شيوع المشكلات السلوكية لدى طلبة المرحلة الابتدائية، وذلك في إطار دراسة ماجستير بعنوان . (المشكلات السلوكية لدى الأطفال بعد حرب غزة وعلاقتها ببعض المتغيرات).


لذا أرجو من سيادتكم التكرم بتسهيل مهمتي

مع العلم أن نتائج هذا الاستبيان إنما هي لأغراض البحث العلمي فقط، وسيتم التعامل معها بسرية تامة.

شاكرين حسن تعاونكم معنا،،،

الباحث: ابنكم المرشد النفسي


أشرف إبراهيم الجبالي



الدكتور / محمود الحفصيات المحترم  
مدير برنامج التعليم

نرجو حادثة المرشد على تصيد الرسالة  
من المدير مع الشكر

د. إياد زقوت

Approved  


(( 3 ))



..... /

.( ) /

/

) / -

.(

...



(( 4 ))

## ” استبانة المشكلات السلوكية ”

/

( \_\_\_\_\_ )

( 75 )

:



/

( × )





: :



:



:



:



:



:

			.1
			.2
			.3
			.4
			.5
			.6
			.7
			.8
			.9
			.10
			.11
			.12
			.13
			.14
			.15
			.16
			.17
			.18
			.19
			.20
			.21
			.22
			.23
			.24
			.25
			.26
			.27
			.28
			.29
			.30
			.31
			.32
			.33
			.34

			.35
			.36
			.37
			.38
			.39
			.40
			.41
			.42
			.43
			.44
			.45
			.46
			.47
			.48
			.49
			.50
			.51
			.52
			.53
			.54
			.55
			.56
			.57
			.58
			.59
			.60
			.61
			.62
			.63
			.64
			.65
			.66
			.67
			.68

			.69
			.70
			.71
			.72
			.73
			.74
			.75

(( 5 ))

		( )	.1
			.2
			.3
			.4
			.5
		( )	.6
		( )	.7
		( )	.8
		( )	.9
		( )	.10
		( )	.11
		( )	.12
		( )	.13
		( )	.14
		( )	.15
		( )	.16
		( )	.17
		( & )	.18
		( )	.19
		( )	.20
			.21

(( 6 ))

:

•

(One Sample T test)

(( T ))

( 28 27 26 )

t

t

( )

0.05

) 1.96

t

( )

( % 66.6

t

t

( % 66.6

0.05

) 1.96 -

.(0.05 )

( )

:

•

:

:

(( 26 ))

( " 29 28 " )

"2"

0.05

:

% 86.02 ( ) " 4 " ■

( ) " 5 " ■

% 85.46

%85.40 ( ) " 8 " ■

:

%68.89 ( ) " 15 " ●

( ) " 28 " ●

%.65.09

( ) " 29 " ●

%63.79

( 2.24 )

17.343 t %74.61 ( 3.0 )

(0.000) 1.96 t

) (0.05)

(

$\alpha = 0.05$

" 26 "

t

( )

		t							
1	0.000	33.544	86.02	0.580	2.58	2.9	27.1	70.0	4
2	0.000	32.535	85.46	0.581	2.56	4.3	35.7	60.0	5
3	0.000	31.757	85.40	0.593	2.56	2.9	35.7	61.4	8
4	0.000	19.012	79.79	0.694	2.39	4.3	27.1	68.6	11
5	0.000	19.553	79.58	0.664	2.39	2.9	40.0	57.1	24
6	0.000	18.457	79.06	0.675	2.37	5.7	35.7	58.6	20
7	0.000	17.976	78.66	0.671	2.36	2.9	45.7	51.4	2
8	0.000	16.112	77.94	0.703	2.34	1.5	35.3	63.2	13
9	0.000	15.120	77.71	0.734	2.33	4.3	24.3	71.4	10
10	0.000	15.580	77.50	0.699	2.33	4.3	27.1	68.6	12
11	0.000	14.659	76.58	0.680	2.30	2.9	38.6	58.6	1
12	0.000	13.793	76.50	0.716	2.30	7.1	34.3	58.6	26
13	0.000	11.901	75.34	0.731	2.26	5.7	48.6	45.7	27
14	0.000	10.978	74.47	0.715	2.23	7.1	47.1	45.7	14
15	0.000	10.847	74.44	0.721	2.23	5.7	50.0	44.3	18
16	0.000	9.559	73.92	0.762	2.22	5.8	34.8	59.4	25
17	0.000	8.585	72.81	0.720	2.18	2.9	42.9	54.3	22
18	0.000	8.556	72.54	0.691	2.18	5.7	40.0	54.3	17
19	0.000	7.823	72.28	0.721	2.17	7.1	41.4	51.4	9
20	0.000	7.474	72.07	0.727	2.16	5.7	37.1	57.1	3
21	0.000	7.061	71.86	0.740	2.16	5.7	47.1	47.1	6
22	0.000	6.165	71.27	0.750	2.14	4.3	32.9	62.9	7
23	0.000	5.664	70.88	0.748	2.13	8.6	30.0	61.4	16
24	0.000	4.934	70.29	0.738	2.11	2.9	54.3	52.9	23
25	0.000	4.470	70.08	0.768	2.10	4.3	34.3	61.4	19
26	0.001	3.341	69.16	0.750	2.07	7.1	47.1	45.7	30
27	0.002	3.093	69.07	0.782	2.07	7.1	40.0	52.9	21
28	0.003	2.973	68.89	0.753	2.07	14.3	37.1	48.6	15
29	0.040	-2.052	65.09	0.771	1.95	5.7	42.9	51.4	28
30	0.000	-3.767	63.79	0.768	1.91	8.6	48.6	52.9	29
	<b>0.000</b>	<b>17.343</b>	<b>74.61</b>	<b>0.461</b>	<b>2.24</b>	<b>5.3</b>	<b>38.3</b>	<b>55.9</b>	



5 4 )

( 8

( 29 28 15 )

:

:

(( 27 ))

0.05

"2"

:

% 85.72

(

) " 32 "

▪

%83.62

(

) " 41 "

▪

(

) " 42 "

▪

%81.45

:  
 ( ) " 54 " •  
 % 73.14  
 % 72.66 ( ) " 31 " •  
 % 72.45 ( ) " 45 " •

27.118 t " 77.76 " (3.0 )2.33

"0.000 " 1.96 t

) 0.05

(  
 $\alpha = 0.05$ )

" 27 "

t

( )

		t							
1	0.000	34.060	85.72	0.562	2.57	5.7	31.4	62.9	32
2	0.000	26.477	83.62	0.644	2.51	2.9	30.0	67.1	41
3	0.000	22.981	81.45	0.647	2.44	5.7	31.4	62.9	42
4	0.000	21.972	80.91	0.652	2.43	4.3	35.7	60.0	37
5	0.000	21.050	80.20	0.646	2.41	1.4	32.9	65.7	56
6	0.000	19.197	79.85	0.690	2.40	0.0	44.3	55.7	40
7	0.000	18.617	79.17	0.674	2.38	5.7	35.7	58.6	52
8	0.000	17.438	78.69	0.692	2.36	2.9	38.6	58.6	50
9	0.000	17.573	78.30	0.666	2.35	5.7	34.3	60.0	35
10	0.000	17.514	78.12	0.658	2.34	0.0	50.0	50.0	33
10	0.000	16.373	78.12	0.704	2.34	2.9	32.9	64.3	34
11	0.000	17.188	77.83	0.653	2.33	4.3	32.9	62.9	36
12	0.000	17.294	77.80	0.647	2.33	2.8	37.2	60.0	49
13	0.000	15.274	77.68	0.723	2.33	2.9	44.3	52.9	47
14	0.000	15.514	77.47	0.700	2.32	8.6	22.9	68.6	55
15	0.000	16.543	77.29	0.646	2.32	5.7	25.7	68.6	51
16	0.000	15.936	76.79	0.639	2.30	4.3	44.3	51.4	38
17	0.000	13.969	76.71	0.721	2.30	11.4	31.4	57.1	44
18	0.000	16.047	76.55	0.619	2.30	2.9	37.1	60.0	48
19	0.000	14.019	76.54	0.706	2.30	4.3	45.7	50.0	57
20	0.000	13.240	76.19	0.723	2.29	8.6	32.9	58.6	39
21	0.000	13.284	75.99	0.705	2.28	2.9	34.3	62.9	46
22	0.000	12.951	75.87	0.714	2.28	7.1	27.1	65.7	53
23	0.000	9.451	73.55	0.733	2.21	8.6	50.0	41.4	43
24	0.000	9.380	73.14	0.694	2.19	11.4	35.7	52.9	54
25	0.000	8.415	72.66	0.716	2.18	4.3	31.4	64.3	31
26	0.000	7.937	72.45	0.733	2.17	12.9	37.1	50.0	45
	<b>0.000</b>	<b>27.118</b>	<b>77.76</b>	<b>0.411</b>	<b>2.33</b>	<b>5.2</b>	<b>35.8</b>	<b>59.0</b>	

41 32 )

( 42

31 54 )

( 45

: :

(( 28 ))

( 74 72 69 59 58 " )

0.05

:

.%81.57 ( ) " 68 " ■

.%75.82 ( ) " 65 " ■

%74.83 ( ) " 62 " ■

:

%65.48 ( ) " 74 " •

( ) " 72 " •

%65.15

%65.03 ( ) " 69 " •

2.14

9.784 t " %71.20 " (3.0 )

"0.000 " 1.96 t

) 0.05

(

$\alpha = 0.05$

" 28 "

t

( )

		t							
1	0.000	22.360	81.57	0.670	2.45	8.6	38.6	52.9	68
2	0.000	12.062	75.82	0.762	2.27	17.1	40.0	42.9	65
3	0.000	11.497	74.83	0.714	2.24	8.6	27.1	64.3	62
4	0.000	11.914	74.38	0.651	2.23	7.1	40.0	52.9	63
5	0.000	9.819	74.21	0.772	2.23	11.4	41.4	47.1	70
6	0.000	9.025	73.49	0.760	2.20	11.4	27.1	61.4	67
7	0.000	8.369	73.37	0.806	2.20	11.4	32.9	55.7	64
8	0.000	8.176	72.93	0.770	2.19	11.4	32.9	55.7	75
9	0.000	6.283	71.36	0.750	2.14	11.4	31.4	57.1	60
10	0.000	6.681	71.24	0.688	2.14	5.7	45.7	48.6	73
11	0.000	5.999	71.18	0.756	2.14	17.1	42.9	40.0	66
12	0.000	3.582	69.34	0.750	2.08	8.6	35.7	55.7	61
13	0.001	3.442	69.14	0.721	2.07	17.1	41.4	41.4	71
14	1.000	0.000	66.67	0.807	2.00	17.1	41.4	41.4	59
15	0.781	-0.278	66.46	0.751	1.99	17.1	37.1	45.7	58
16	0.134	-1.500	65.48	0.796	1.96	22.9	37.1	40.0	74
17	0.052	-1.948	65.15	0.781	1.95	22.9	38.6	38.6	72
18	0.044	-2.021	65.03	0.812	1.95	15.7	45.7	38.6	69
	<b>0.000</b>	<b>9.784</b>	<b>71.20</b>	<b>0.466</b>	<b>2.14</b>	<b>13.5</b>	<b>37.6</b>	<b>48.9</b>	

65 68 )

( 62

74 )

( 69 72

.  
:

%74.61

71.20

%77.76

(0.000)

% 74.93

%

t

22.267

t

(0.05)

1.96

:

((29))

" 29 "

	t				
0.000	17.343	74.61	0.461	2.24	:
0.000	27.118	77.76	0.411	2.33	:
0.000	9.784	71.20	0.466	2.14	:
		<b>74.93</b>	<b>0.000</b>	<b>22.267</b>	

(( 7 ))

0.000	0.540	38	0.002	0.364	1
0.000	0.606	39	0.011	0.302	2
0.000	0.446	40	0.000	0.430	3
0.000	0.477	41	0.039	0.247	4
0.000	0.677	42	0.034	0.253	5
0.001	0.393	43	0.000	0.723	6
0.000	0.586	44	0.104	0.196	7
0.000	0.496	45	0.003	0.353	8
0.000	0.573	46	0.000	0.608	9
0.002	0.357	47	0.000	0.506	10
0.011	0.301	48	0.001	0.380	11
0.009	0.309	49	0.000	0.510	12
0.003	0.354	50	0.000	0.515	13
0.100	0.198	51	0.000	0.676	14
0.000	0.492	52	0.000	0.482	15
0.000	0.562	53	0.000	0.559	16
0.000	0.553	54	0.000	0.590	17
0.000	0.618	55	0.000	0.619	18
0.041	0.245	56	0.000	0.441	19
0.002	0.358	57	0.000	0.545	20
0.000	0.506	58	0.000	0.436	21
0.000	0.689	59	0.000	0.447	22
0.000	0.555	60	0.000	0.730	23
0.000	0.597	61	0.000	0.544	24
0.000	0.413	62	0.000	0.653	25
0.001	0.378	63	0.000	0.483	26
0.000	0.594	64	0.000	0.533	27
0.000	0.721	65	0.000	0.736	28
0.000	0.756	66	0.000	0.776	29
0.000	0.496	67	0.000	0.653	30
0.001	0.377	68	0.025	0.268	31
0.000	0.536	69	0.000	0.539	32
0.000	0.481	70	0.000	0.661	33
0.000	0.517	71	0.000	0.485	34
0.000	0.619	72	0.000	0.641	35
0.000	0.517	72	0.000	0.523	36
0.000	0.608	74	0.000	0.496	37
0.000	0.561	75			

2.33

68

0.05

r



(( 8 ))

.

:

:

.

.

:

:

:

:

( )

:



( )

:

:

( )

:

:



:

:

12

3) 7

( 3

.

:

:

( )



( )



38

20









9-6



## Abstract

This study aims to identifying the impact of spreading the behavioral problems of the children ( the aggressive behavior , deconcentration ,hyper activity , fear and enuresis ) specially after the aggressive war of Gaza , in the light of six variables : sex , place of living , martyring of one of the parents , the cultural background of parents ,the size of the body injury and house demolition .

The questionnaire has been developed of (75 ) paragraphs to measure to the impact of behavioral problems of the children .

This measurement was distributed to abnormal sample reached at ( 1124 ) male students and female ones from the primary schools of UNRWA in its five educational areas , **and the study aimed at answering these questions :**

- 1- What is the impact of the behavioral problems of the children in the schools of UNRWA after Gaza Aftermath ?
- 2- Are there static significance differences in the behavioral problems of the children in the schools of UNRWA after Gaza Aftermath due to the changing sex ( male , female ) ?
- 3- Are there static significance differences in the behavioral problems of the children in the schools of UNRWA after Gaza Aftermath due to the variable of martyring one of the parents ( father , mother ) ?
- 4- Are there static significance differences in the behavioral problems of the children in the schools of UNRWA after Gaza Aftermath due to the house demolition ( complete or partial ) ?
- 5- Are there static significance differences in the behavioral problems of the children in the schools of UNRWA after Gaza Aftermath due to the changing of body injury ( low – mid – high ) ?

6- Are there static significance differences in the behavioral problems of the children in the schools of UNRWA after Gaza Aftermath due to the cultural background ( mother , primary , elementary , secondary , university ) ?

7- Are there static significance differences in the behavioral problems of the children in the schools of UNRWA after Gaza Aftermath due to the changing of place ( North , Gaza , the Middle Areas and South ) ?

To test the validity of assumptions , the researcher used study of percentages and test Altat Albaramitri ( Test – T ) one sample test , and analysis of variance test ( One Way ANOVA ) and repetitions and correlations coefficient of Superman aaaand Person ) , **the study has conducted at the following conclusions :**

1- There are behavioral problems ( aggressive behavior , deconcentration , attention , hyper activity , fear and enuresis ) of the children of UNRWA after Gaza Aftermath .

2- There are static significance differences in the behavioral problems of the children of the schools of UNRWA after Gaza Aftermath due to the changing of sex on behalf of males .

3- There are static significance differences in the behavioral problems of the children of the schools of UNRWA after Gaza Aftermath due to the changing of place of living on behalf of the people of North .

4- There are not statistically significant differences in the behavioral problems of the children of the schools of UNRWA after Gaza Aftermath due to the variable of martyring one of the parents .

5- There are static significance differences in the behavioral problems of the children of the schools of UNRWA after Gaza Aftermath due to the cultural background on behalf of the non – learned people .

6- There are static significance differences in the behavioral problems of the children of the schools of UNRWA after Gaza Aftermath due to house demolition on behalf of partial demolition .

7- There are static significance differences in the behavioral problems of the children of the schools of UNRWA after Gaza Aftermath due to the body injury on behalf of the mid injury .

In the light of the results of the study, the researcher studied several recommendations and suggestions for parents, teachers, psychologists , educators and counselors, officials from the Education in Gaza Strip and researchers in the field of psychology and counseling, and curriculum developers need to pay attention to the indicative programmers and basic requirements aimed to develop the capacity of students ( elementary stage ) , developing the aiming counseling programmers to put an end to these behavioral problems , urging them to cater for the preparation of individual integrated in all aspects of psychological, social, physical and cognitive mental, unable to adapt to the difficult circumstances and the problems of life of the suffering Palestinian child .

The Islamic University of Gaza  
High studies Dean  
Faculty of Education  
Department of Psychology



# Behavioral Problems of Gaza Children after War and its Relation of some Variables

Master Degree

Preparation:

Ashraf Ibrahim Mohmmad al Jabali

Supervision:

DR. Jamil Hassan Al Tahrawi

*This Letter Provided an Update to the Requirements of Obtaining a  
Master's Degree in Psychology-  
Psychological Counseling*

1430 - 2009